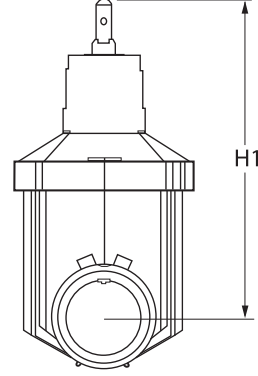
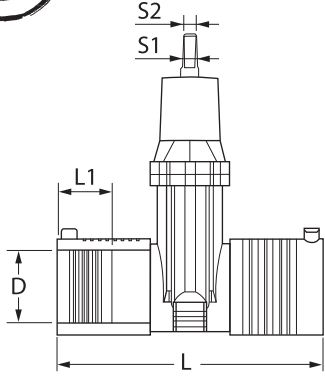




EF PE100 SÜRGÜLÜ VANA EF PE100 GATE VALVE WATER / SU : PN16

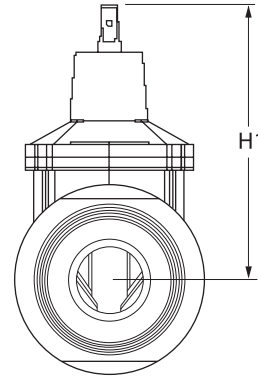
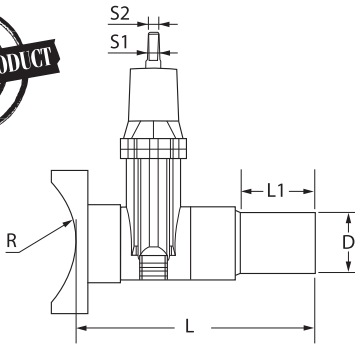


Metrik (mm) / Metric size(mm)

ÜRÜN KODU PRODUCT CODE (420 SS+MS 58)	ÜRÜN KODU PRODUCT CODE (304 SS+DZR)	ÜRÜN KODU PRODUCT CODE (316 SS+DZR)	D	L	L1	H1	S1	S2
30.GV1.00.11.0063	30.GV1.77.11.0063	30.GV1.88.11.0063	63	310	55	290	17	14
30.GV1.00.11.0075	30.GV1.77.11.0075	30.GV1.88.11.0075	75	320	60	352	17	14
30.GV1.00.11.0090	30.GV1.77.11.0090	30.GV1.88.11.0090	90	360	75	345	19	16
30.GV1.00.11.0110	30.GV1.77.11.0110	30.GV1.88.11.0110	110	435	75	375	19	16
30.GV1.00.11.0125	30.GV1.77.11.0125	30.GV1.88.11.0125	125	445	80	365	19	16
30.GV1.00.11.0160	30.GV1.77.11.0160	30.GV1.88.11.0160	160	510	85	520	24	21
30.GV1.00.11.0180	30.GV1.77.11.0180	30.GV1.88.11.0180	180	510	85	510	24	21



PE100 SÜRGÜLÜ VANA – SEMER ÇIKIŞLI PE100 GATE VALVE with EF SADDLE WATER / SU : PN16



Metrik (mm) / Metric size(mm)

ÜRÜN KODU PRODUCT CODE (420 SS+MS 58)	ÜRÜN KODU PRODUCT CODE (304 SS+DZR)	ÜRÜN KODU PRODUCT CODE (316 SS+DZR)	D	L	L1	R	H1	S1	S2
30.GS1.00.11.0063	30.GS1.77.11.0063	30.GS1.88.11.0063	63	350	65	63...1600	250	17	14
30.GS1.00.11.0090	30.GS1.77.11.0090	30.GS1.88.11.0090	90	505	155	90...1600	310	19	16
30.GS1.00.11.0011	30.GS1.77.11.0011	30.GS1.88.11.0011	110	536	148	110...1600	375	19	16
30.GS1.00.11.0016	30.GS1.77.11.0016	30.GS1.88.11.0016	160	602	200	160...1600	460	19	16